

TrueSafe Comfort® BC Safety IV Catheters

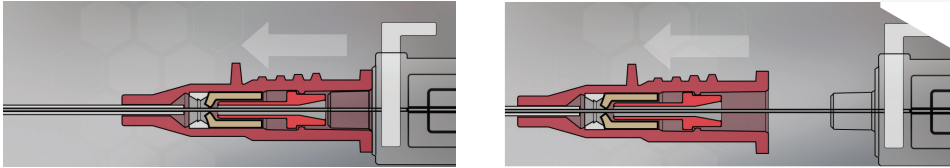
with **Push Button** Style Safety Activation Technology

MEDSOURCE

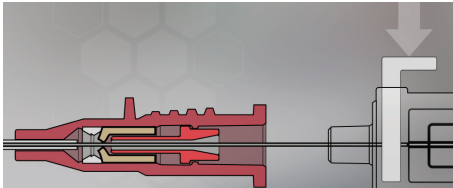
Procedure

Active Check Valve Technology

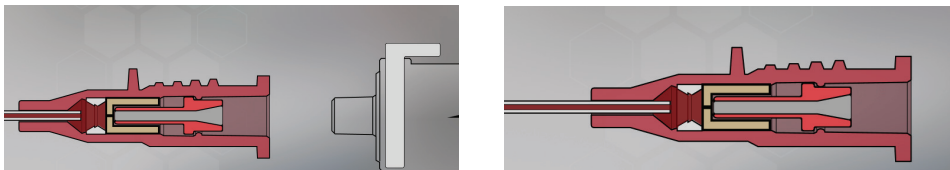
Partially advance the catheter hub off the needle.



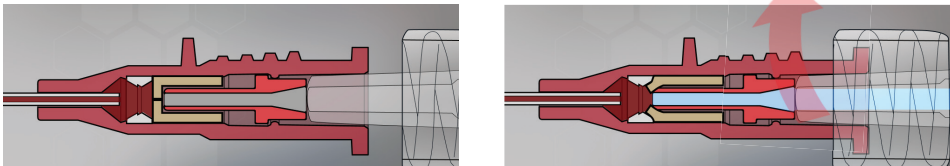
Activate the push button.



The needle is now safely retracted into the encapsulating needle shield. As the needle is removed, the Active Check Valve closes, stopping the flow of fluid.



Attaching the male luer to the catheter hub opens the Check Valve, allowing fluid to flow through the catheter. Twist luer lock in place and verify a secure connection to prevent flow obstruction.



Removing the male luer lock closes the Active Check Valve, stopping the flow of fluid.

